

**East of
England**
FARMING
CONFERENCE
2015



Lucia Zitti
NFU Economist

Key questions that demand answers

Impossible to evaluate without clarity on arrangements outside the EU

Leave

- Would we have access to EU market?
 - Under what conditions?
- What would a BAP look like?
 - How to ensure fairness?
- What immigration policy would government pursue?

Stay

- What is EU's strategy to make agriculture more productive and globally competitive?
- In or out, how do we achieve better/science-based regulation?

Single Market and Trade

GROSS DOMESTIC PRODUCT 2014



\$18,495.35
Billion (USD)



\$17,418.93
Billion (USD)



\$10,380.38
Billion (USD)

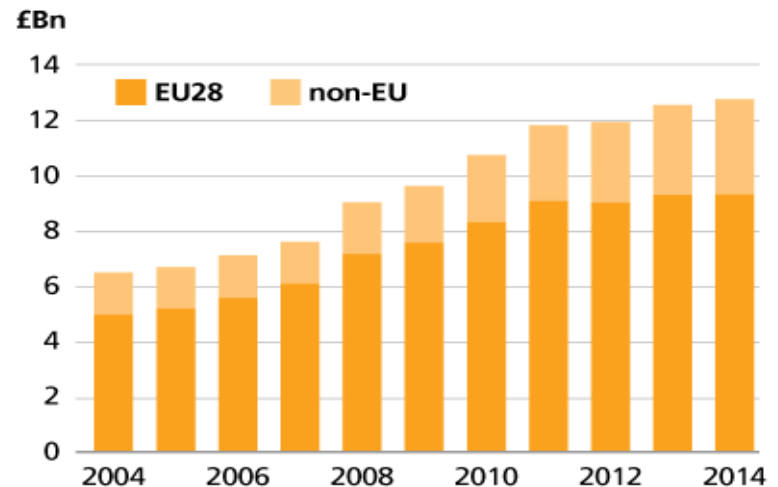


\$4,616.34
Billion (USD)



\$3,859.55
Billion (USD)

UK FOOD AND NON-ALCOHOLIC DRINK EXPORTS





Labour availability

- Importance of non-UK born labour;
- Official sources of labour underestimation:
 - **34,513** (65% of which is non UK - EU born)
 - Doesn't cover seasonal / communal housing
- Seasonal Agricultural Worker Scheme as proxy for seasonal workers (**21,250** annual quota);
- Any restrictions would impact sector.

EU legislation

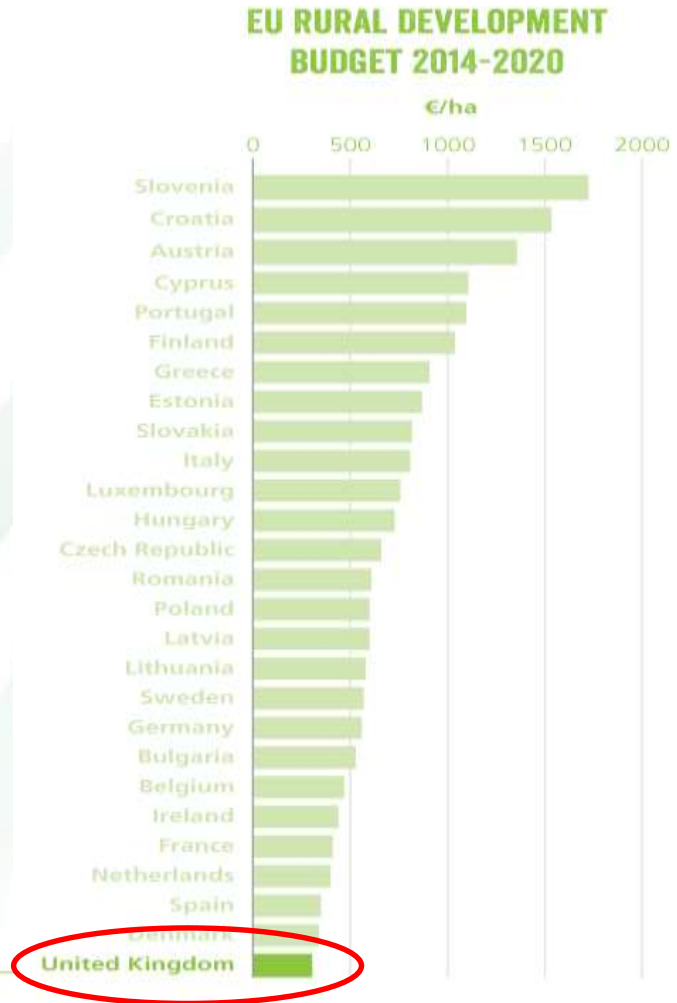
EXAMPLES OF EU LEGISLATION APPLYING TO FARMERS

40,000
legal acts in force in the EU.

		
EU legislation	UK	Norway
Sustainable use of Plant Protection Products (No 128/2009)	✓	✓
Placing on the market of Plant Protection Products (No 1107/2009)	✓	✓
Nitrates Directive (No 91/676)	✓	✓
Water Framework Directive (No 2000/60)	✓	✓
Habitat Directive (No 92/43)	✓	x
Sheep Electronic Identification (No 21/2004)	✓	✓
Welfare of Laying Hens (No 1999/74)	✓	✓
Protection of pigs – tether and saw stall ban (No 2008/120)	✓	✓

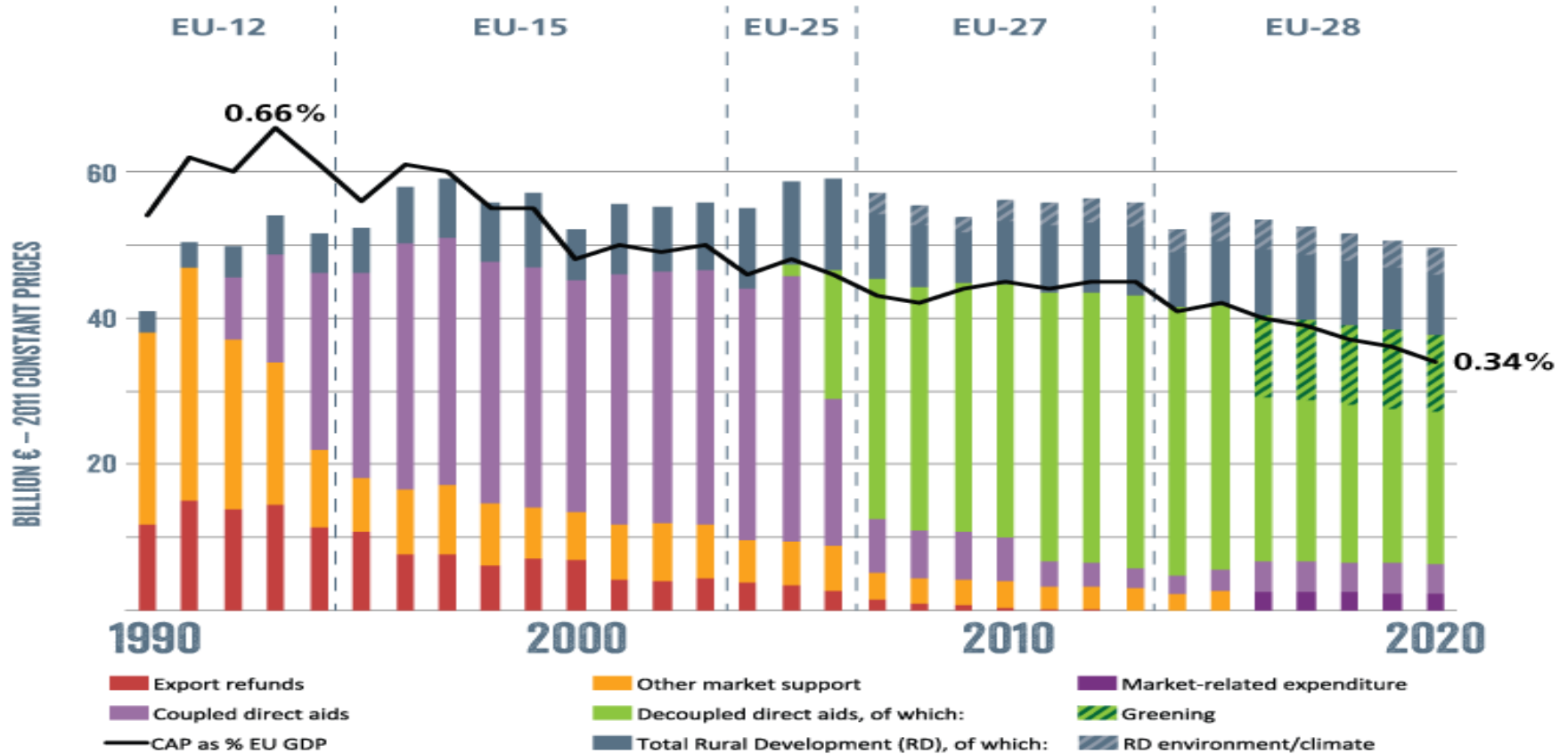
The EU budget

- The UK is a net contributor to the EU budget (£10bn)

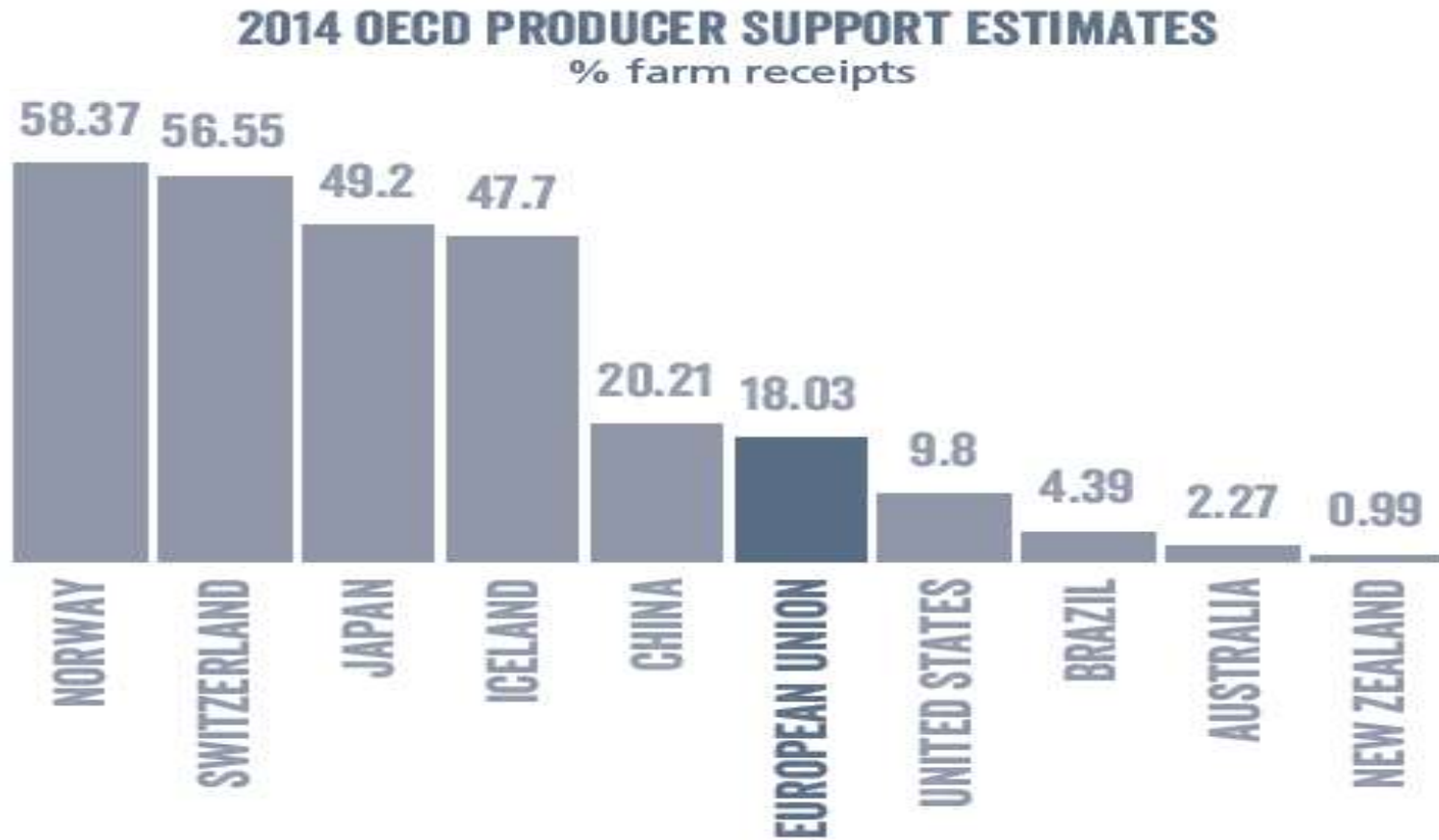


The CAP, its history and evolution

CAP EXPENDITURE AND CAP REFORM PATH

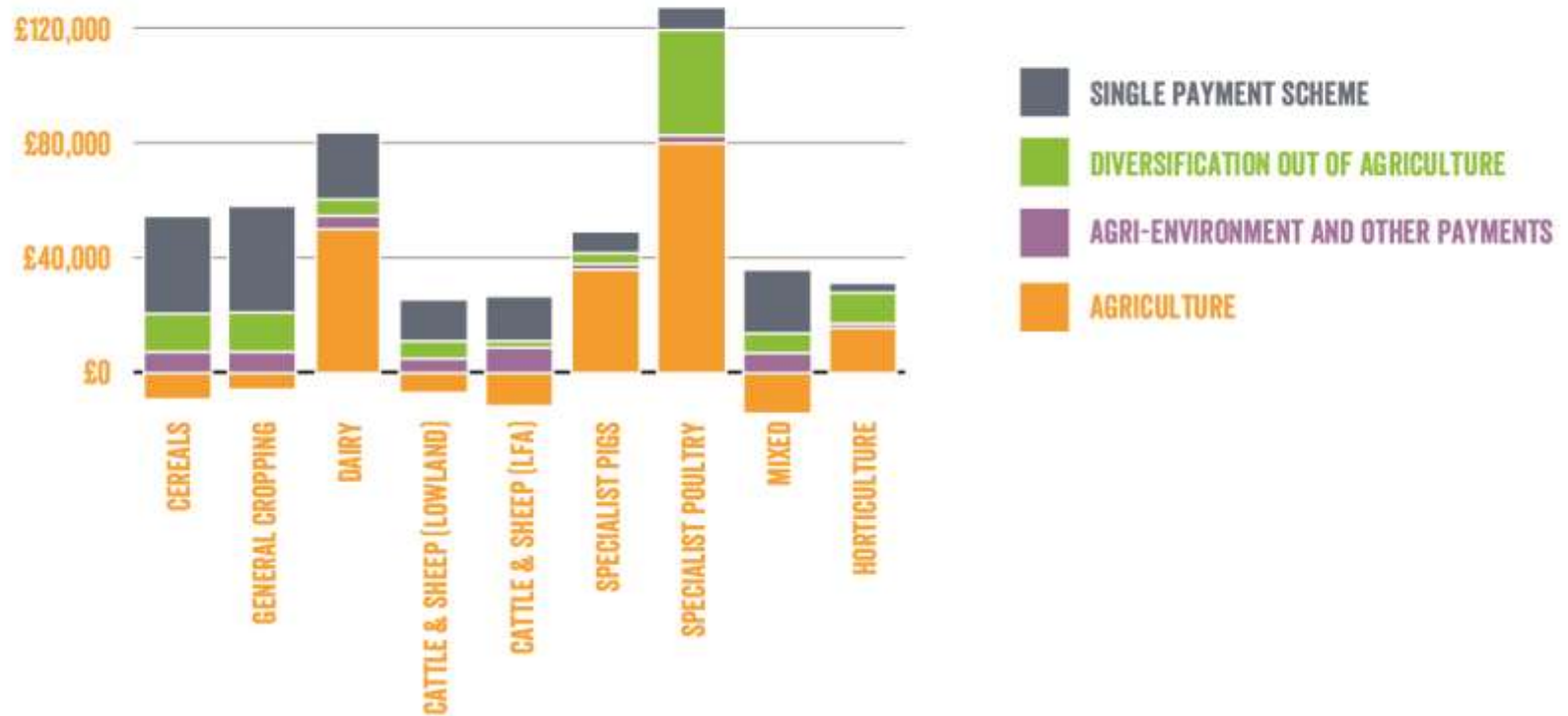


Other countries support their farmers too...



The CAP in the UK

FARM BUSINESS INCOME BY COST CENTRE 2014/2015



The EU science and research landscape

- Horizon 2020 – biggest ever EU R&D fund;
- UK ranked No.2 in R&D funds from EU under FP7 (€6.8bn);
- Bridging research and farmers(EIPs).

The UK outside of the EU?



The UK contributed the equivalent of

£153
PER PERSON

in 2014



In 2014 Norway contributed the equivalent of

£106
PER PERSON

to the EU budget with no influence

Renegotiation asks

- Economic governance;
- Competitiveness;
- Sovereignty;
- Immigration.